

## State Planning Standards Checklist for Annex J, Recovery

Jurisdiction(s): City of Beaumont

Annex Date: May 31, 2013 Date of most recent change, if any: MAJOR REVISION  
 (The date which appears on the signature page)

**Note:** The annex will be considered Deficient if the *italicized* standards are not met.

This Annex shall:	Section/paragraph
<b>I. Authority</b>	
J-1. Identify local, state, and federal legal authorities pertinent to the subject of the annex in addition to those cited in the Basic Plan.	I
<b>II. Purpose</b>	
J-1. Include a purpose statement that describes the reason for development of the annex.	II
<b>III. Explanation of Terms</b>	
J-1. Explain acronyms and define terms used in the annex.	III
<b>IV. Situation &amp; Assumptions</b>	
J-2. <i>Include a situation statement related to the subject of the annex or refer to the general situation information contained in the Basic Plan.</i>	IV.A
J-2. <i>Include a list of assumptions used in planning for recovery operations in the aftermath of a disaster.</i>	IV.B
<b>V. Concept of Operations</b>	
J-3. <i>Describe the general phases of disaster recovery operations.</i>	V.A
J-4. <i>Outline the local concept of operations for damage assessment in the aftermath of a disaster.</i>	V.B
J-5. <i>Describe how the local jurisdiction will request state and federal disaster recovery assistance.</i>	V.C
J-6. <i>Summarize the types of disaster declarations that may be issued by federal officials and the types of assistance that may be made available pursuant to such declarations.</i>	V.D
J-7. <i>Include a list of actions by phases of emergency management to be taken to ensure effective disaster recovery.</i>	V.E
<b>VI. Organization &amp; Assignment of Responsibilities</b>	
J-8. <i>Specify how the local disaster recovery function is organized.</i>	VI.A
J-8. <i>Include a listing of the responsibilities for recovery tasks assigned to individuals, departments, and other organizations.</i>	VI.B
<b>VII. Direction &amp; Control</b>	
J-12. <i>Describe how the local disaster recovery program will be directed and coordinated.</i>	VII
<b>VIII. Readiness Levels</b>	
J-13. <i>Describe actions relating to the recovery functions to be taken at various readiness levels.</i>	VIII

<b>IX. Administration &amp; Support</b>	
J-13. Describe reporting requirements relating to the recovery function.	IX.A
J-14. Describe policies on record keeping for the disaster recovery program.	IX.B
J-14. Include guidance on contracting for recovery projects.	IX.C
J-15. Outline training requirements relating to the recovery function.	IX.D
J-15. Highlight restrictions on the release of personal information obtained as part of recovery programs.	IX.E
<b>X. Annex Development &amp; Maintenance</b>	
J-15. Specify the individual(s) by position responsible for developing and maintaining the annex.	X.A
J-15. Make reference to the schedule for review and update of annexes contained in Section X of the Basic Plan.	X.B
<b>XI. References</b>	
J-16. List references pertinent to the content of the annex.	XI
<b>Other</b>	
J-1-1 Include a copy of a Disaster Summary Outline (DSO) either utilizing the most current version of the DEM-93 provided in the sample annex or a DSO of your own that includes all the information provided for in the DEM-93.	Appendix 1
J-2-1. Include a copy of the Site Assessment Forms.	Appendix 2

<b>FOR LOCAL GOVERNMENT USE</b>	
This Checklist Completed By	Date
	5/30/2013

<b>FOR DEM USE</b>	
	Date
DEM Regional Liaison Officer Review	
DEM Preparedness Section Processing	

# **ANNEX J**

## **RECOVERY**

### **CITY OF BEAUMONT**




**EMERGENCY MANAGEMENT**

# APPROVAL & IMPLEMENTATION


## Annex J

### Recovery

  
Signature (Chris Boone)


Community Development Director

5/30/13  
Date

  
Signature (Chris Boone)


Damage Assessment Officer

5/30/13  
Date

  
Signature (Patrick Donart)

Public Works Director

5/30/2013  
Date

  
Signature (Tim Ocnaschek)

EMC

5/30/2013  
Date

# RECORD OF CHANGES

Annex J

Recovery

# RECORD OF CHANGES

Annex R

Search & Rescue

EMC Review Date: January 8, 2013

Chris Boone Review Date: May 30, 2013

Reviewed by City Planning Committee Members: January 11, 2013

Tim Ocnaschek- EMC and Law Enforcement

Glenda Piazza-Emergency Management

Anne Huff- Chief, Fire/Rescue

Christian Singler- Asst Chief Fire/Rescue

Thomas Gill- Public Works, Streets and Drainage Mgr

Bart Bartkowiak- Technology Services (phone conference: no updates)

Chris Boone- Director, Community Development

Amalia Villarreal- Water Utilities

Change #	Date of Change	Entered By	Date Entered

## ANNEX J

### RECOVERY

#### I. AUTHORITY

- A. See Section I of the Basic Plan.
- B. Public Law 93-28, Robert T. Stafford Disaster Relief and Emergency Assistance Act, as amended.
- C. Title 44 (Emergency Management and Assistance), Code of Federal Regulations.

#### II. PURPOSE

The purpose of this annex is to define the operational concepts, organizational arrangements, responsibilities, and procedures to accomplish the tasks required for the local government and its citizens and businesses to recover from a major emergency or disaster.

#### III. EXPLANATION OF TERMS

##### A. Acronyms

CFR	Code of Federal Regulations
JFO	Joint Field Office
DC	(TDEM) District Coordinator
DDC	Disaster District Chair
DRC	Disaster Recovery Center
DSO	Disaster Summary Outline
FEMA	Federal Emergency Management Agency
FHWA	Federal Highway Administration
JIC	Joint Information Center
IA	Individual Assistance
PA	Public Assistance
PDA	Preliminary Damage Assessment
PIO	Public Information Officer
PW	Project Worksheet
SBA	Small Business Administration
SOP/SOG	Standard Operating Procedure/Standard Operating Guideline
TDEM	Texas Division of Emergency Management
USACE	US Army Corp of Engineers

##### B. Definitions

1. Individual Assistance. Programs providing financial assistance to individuals, families, and business owners in declared disaster areas whose property has been damaged or destroyed and whose losses are not covered by insurance.

2. Public Assistance. Financial assistance to repair facilities and infrastructure provided to governments, public institutions, and certain private non-profit agencies that provide essential services of a governmental nature.
3. Stafford Act. The Robert T. Stafford Disaster Relief and Emergency Assistance Act.
4. Primary and Secondary Agents. The individuals who will be representing the jurisdiction in the grant process.
5. Project Worksheet. A FEMA document that lists the specifications of an approved PA project.

## IV. SITUATION & ASSUMPTIONS

### A. Situation

1. As identified in the City of Beaumont Hazard Analysis, which is summarized in Section IV of the Basic Plan, this jurisdiction is at risk from a number of hazards that have the potential for causing extensive property damage. In the event that such damage occurs, planned damage assessment and recovery procedures are essential for returning the community to normal after a major emergency or disaster.
2. The Stafford Act authorizes federal disaster assistance to individuals and to governmental entities in the aftermath of a major emergency or disaster and outlines the types of assistance that may be made available. The majority of federal disaster assistance programs are administered by state agencies.
3. The State of Texas does not have a specific disaster assistance program for individuals and local governments similar to the Stafford Act. However, pursuant to provisions of the Texas Disaster Act, state agencies frequently provide assistance to local governments in the aftermath of a disaster.
4. Federal assistance is governed by the Stafford Act and 44 CFR, part 206.

### B. Assumptions

1. Adopting and enforcing land use regulations can reduce much of the structural damage which would otherwise result from a disaster.
2. The City must be prepared to deal with a major emergency or disaster until outside help arrives.
3. Timely and accurate damage assessment to private and public property forms the basis for requesting state and federal assistance for citizens (Individual Assistance or IA) and for repairs to infrastructure (Public Assistance or PA) and should be a vital concern to local officials following a disaster.
4. State and federal assistance may be requested to assist citizens or government entities. State assistance is typically in the form of operational support such as equipment, manpower, or technical assistance. Federal assistance, if approved, will generally be in the form of financial reimbursement and will require considerable paperwork and take some time to deliver.

5. Volunteer organizations will be available to assist citizens in meeting some basic needs, but they may not provide all needed assistance.
6. Damage assessment and recovery operations may commence while some emergency response activities are still underway.

## V. CONCEPT OF OPERATIONS

### A. General

Our disaster recovery program will be conducted in five steps:

1. **Pre-Emergency Preparedness.** Prior to an emergency, this annex shall be developed and maintained and key recovery staff members appointed, including the Damage Assessment Officer, Public Assistance Officer, and Individual Assistance Officer. These individuals shall obtain training and develop operating procedures for recovery activities. Requirements for personnel to staff damage assessment teams and assist in recovery programs shall be determined and basic training provided.
2. **Initial Damage Assessment (AKA Rapid Assessment).** An initial damage assessment is required to support our request for state and federal assistance. This assessment will be conducted as soon as possible, often while some emergency response activities are still underway. Local damage assessment teams will carry out the initial assessment under the direction of the Damage Assessment Officer. During this phase, the Mayor should declare a local state of disaster, since such a declaration allows local officials to invoke emergency powers to deal with the disaster and is required to obtain state and federal disaster recovery assistance. Guidance on issuing a local disaster declaration is provided in Annex U, Legal. Section V.B below provides amplifying information on the initial damage assessment process.
3. **Requesting Assistance.** State and federal disaster assistance must be requested in a letter to the Governor, which must be accompanied by a DSO reporting the results of the initial damage assessment and the local disaster declaration. Based on the information contained in the DSO and other information, the Governor may issue a state disaster declaration for the affected area and may request that the President issue a federal disaster declaration. Refer to Section V.C for specific procedures on requesting assistance.
4. **Short Term Recovery Activities.** Prior to a federal disaster or major emergency declaration, state disaster response and recovery assistance, which typically consists of equipment, personnel, and technical assistance, may be deployed as soon as it is requested through the DDC 2B in Beaumont. During the initial stages of recovery, state agencies and volunteer groups may assist disaster victims with basic needs, such as temporary shelter, food, and clothing. A local donations management program may be activated to distribute donated goods and funds to disaster victims and assign volunteer workers to assist victims and local government. See Annex O, Human Services, and Annex T, Donations Management, regarding these programs.
5. **Post-Declaration Recovery Programs.** Recovery programs authorized by the Stafford Act and other statutes begin when the President issues a disaster or major emergency declaration or other types of disaster declarations are issued. See Section V.D below regarding these programs.



## B. Damage Assessment

1. Review damage assessment SOP for detailed guidance.
2. An extensive detailed damage assessment is the basis of most recovery programs at the State and federal levels. The City is responsible for compiling the necessary information regarding the loss of life, injuries, and property damage. Appraised value information should be obtained from the Central Appraisal District. The Damage Assessment Officer will manage the damage assessment function by organizing, training, and employing a Damage Assessment Team composed of local personnel.
3. The Damage Assessment Officer, in coordination with the EMC, will manage the damage assessment function by organizing, training, and employing a Damage Assessment Team composed of local personnel.
4. Damage Assessment Teams

In large scale events, there will normally be a Damage Assessment Branch established in accordance with ICS. This will include a call center for information gained from individual police, fire and EMS and other City response staff, notifications and staff necessary for the two types of damage assessments. Public Assistance teams will survey damage to government property and private non-profit organizations. Individual Assistance teams will assess impact on citizens and businesses. Each team will have a designated team leader who will compile and report team findings to the Damage Assessment Officer and Situation Unit Leader.

- a. PA Team. This team will assess damage to publicly owned property. Damage will be reported in terms of dollars and impacts in the following categories:
  - 1) Emergency services
  - 2) Debris removal and disposal
  - 3) Roadways and bridges
  - 4) Water control facilities
  - 5) Buildings, equipment, and vehicles
  - 6) Publicly owned utilities
  - 7) Parks and recreational facilities
- b. IA Team. This team will survey damage to homes and businesses.
  - 1) Homes. The DSO form (DEM-93), included in Appendix 1 to this annex and in the Forms section of the TDEM *Disaster Recovery Manual* (DEM-62) provides a matrix used to report the following information:
    - a) Damage to homes will be categorized by:
      - (1) Type of housing unit: single family, mobile homes, multi-family units.
      - (2) Type of damage: destroyed, major damage, minor damage, affected
    - b) For each type of housing unit, an estimate of average percent of units covered by insurance must be provided.
  - 2) Businesses.

- a) The *Business Losses/Impacts* section of the DSO (see Appendix 1) should be used to report business damages to the state officials.
- b) In addition to the information on the DSO, the following should also be obtained using the Site Assessment-Business Losses form (see Appendix 2). This information will be needed should our jurisdiction not qualify for FEMA assistance.
  - 1) Business name and address
  - 2) Owner's name and phone number
  - 3) Type of business
  - 4) Estimated dollar loss
  - 5) Amount of anticipated insurance
  - 6) Value of business
  - 7) Fair replacement value of
    - (a) Contents
    - (b) Structure
    - (c) Land
  - 8) Number of employees
  - 9) Number of employees for which unemployment insurance is carried
  - 10) Estimated number of days out of operation
  - 11) Percent of uninsured loss

### **C. Requesting Assistance**

Requests for assistance should be forwarded to TDEM within 10 days of the disaster to allow state officials adequate time to prepare the necessary documentation required for a declaration.

1. If the Mayor determines that a disaster is of such severity as to be beyond the local capability to recover and that state or federal assistance is needed for long term recovery, he/she should:
  - a. Prepare a letter requesting disaster assistance. Sample letters are included in the *TDEM Disaster Recovery Manual*.
  - b. Attach a completed DSO and local disaster declaration. See Annex U, Legal, regarding the preparation of disaster declarations.
  - c. Forward the letter and its attachments to the County Judge. Also provide a copy to the DDC 2B District Coordinator.
2. The County Judge should:
  - a. Prepare a letter to the Governor requesting assistance (samples are included in the *Disaster Recovery Manual*) and attach:
    - 1) A DSO for incorporated areas of the county, if such areas suffered damage.
    - 2) A consolidated DSO reflecting data from all cities and unincorporated areas that suffered damage.
    - 3) A disaster declaration for the county if unincorporated areas suffered damage. See Annex U, Legal, for guidance on preparing a disaster declaration.
    - 4) All letters from mayors with their attached DSOs and disaster declarations.

- b. Forward the foregoing to TDEM. Fax a copy of the package and send the original documents by mail. TDEM's address and fax number are printed on the DSO form.
3. TDEM will review the information submitted, coordinate with the Governor's Office regarding the request, and maintain contact with the Mayor and/or EMC as the request is processed.
4. If local damages appear to exceed the state and local capability to recover, TDEM will contact the FEMA regional office and arrange for federal, state, and local personnel to conduct a preliminary damage assessment. If the results of that assessment confirm that the severity of the disaster is beyond state and local capabilities and federal assistance appears warranted, the Governor will forward a request for assistance to the President through FEMA, Region VI.

#### **D. Post-Declaration Emergency Programs**

##### **1. Presidential Disaster Declaration.**

When a federal disaster declaration is issued, federal recovery programs are initiated, state and federal recovery staffs are deployed and recovery facilities are established. A JFO staffed by state and federal personnel will normally be established in the vicinity of the disaster area to administer recovery programs. One or more DRCs staffed by state and federal agency personnel may be established to assist disaster victims in obtaining assistance; mobile DRCs may also be employed.

##### **a. Individual Assistance.**

- 1) The FEMA Teleregistration System is activated so that disaster victims may register by phone for federal disaster assistance.
- 2) Federal, state, and local personnel conduct follow-up damage assessments.
- 3) State and federal Outreach programs for disaster victims are initiated.
- 4) Individual assistance activities for citizens and businesses may continue for months.

##### **b. Public Assistance**

- 1) Public assistance is provided to repair or rebuild public facilities affected by a disaster, including buildings, state or local roads and bridges, water supply and sewage treatment, flood control systems, airports, and publicly-owned electric utilities. Public assistance is also available to repair or rebuild schools and public recreation facilities.
- 2) As reconstructing infrastructure may require demolition and site cleanup, design and engineering work, the letting of bids, and a lengthy construction period, public assistance programs typically continue over a period of years.
- 3) Virtually all federal public assistance programs are on a cost share basis. The federal government picks up a large percentage of the costs, but local government must cover the remainder. Hence, it is particularly important to maintain complete and accurate records of local response and recovery

expenses.

## 2. Other Assistance

### a. SBA Disaster Declarations.

If the emergency situation does not meet the criteria for a Presidential disaster declaration, assistance in the form of loans may be available from the SBA. Information on SBA declarations is provided in the *Disaster Recovery Manual*.

### b. Agricultural Disaster Declarations.

The Secretary of Agriculture is authorized to make agricultural disaster declarations for weather-related crop losses. When such declarations are made, farmers and ranchers become eligible for an emergency loan program. For information on agricultural disaster declarations, see the *Disaster Recovery Manual*.

### c. Other State Programs.

Limited assistance may be available through other state agencies.

## E. Actions by Phases of Emergency Management

### 1. Mitigation

- a. Develop and enforce adequate building codes.
- b. Develop and enforce adequate land use regulations.
- c. Develop hazard analysis.
- d. Develop and maintain a current Hazard Mitigation Action Plan approved by FEMA.
- e. Develop potential mitigation measure to address the hazards identified in the analysis.
- f. Assess disaster risk to government facilities from likely hazards and take measures to reduce the vulnerability of facilities.

### 2. Preparedness

- a. Identify damage assessment team members.
- b. Train personnel in damage assessment techniques.
- c. Maintain pre-disaster maps, photos, and other documents for damage assessment purposes.
- d. Identify critical facilities requiring priority repairs if damaged.
- e. Ensure that key local officials are familiar with jurisdiction's insurance coverage.
- f. Conduct public education on disaster preparedness.
- g. Conduct exercises.
- h. Prep for major anticipated incidents with video and photos.
- i. Maintain an NSACE approved Hurricane Evacuation study and surge maps.
- j. Maintain windstorm insurance.

### 3. Response

- a. Gather damage reports, to include photographs when possible.
- b. Compile damage assessment reports, to include any applicable support

- documentation.
- c. Complete DSO.
- d. Keep complete records of all expenses.

#### 4. Recovery

- a. Identify unsafe structures and recommend condemnation.
- b. Work with Building Codes Division and Community Development Department to remove or demolish red tagged structures.
- c. Monitor restoration activities.
- d. Review building codes and land use regulations for possible improvements.
- e. Communicate effectively with disaster victims.

<b>VI. ORGANIZATION &amp; ASSIGNMENT OF RESPONSIBILITIES</b>
--

### **A. Organization**

1. The City organization for disaster recovery includes the general emergency structure described in Section VI of the Basic Plan and the additional recovery positions described in this annex.
2. The EMC shall coordinate recovery efforts. The EMC will coordinate with the Public Works and Community Development Director to appoint a Damage Assessment Officer.
3. All departments and agencies may be called on to provide staff support for damage assessment and recovery activities.
4. In small scale incidents, the EMC may function as the Damage Assessment Officer, depending on manpower availability.

### **B. Assignment of Responsibilities**

1. The Mayor will:
  - a. Review damage assessments and make requests for state and federal disaster assistance if recovery from the disaster requires assistance beyond that which local government can provide.
  - b. Participate in recovery program briefings and periodic reviews.
  - c. Monitor and provide general guidance for the operation of the local recovery program when implemented.
2. The EMC will:
  - a. Oversee the local disaster recovery program, including pre-disaster planning and post-disaster implementation.
  - b. Coordinate with the Damage Assessment Officer or designate an individual to fill that position if vacant.
  - c. Participate in recovery program briefings, meetings, and work groups.

- d. Supervise local recovery operations, coordinating as needed with state and federal agencies and maintaining required records.
  - e. Establish the City Damage Assessment Task Force when applicable.
  - f. Coordinate training for damage assessment team members and other individuals with disaster recovery responsibilities.
  - g. Provide documents for the Mayor's signature to request state and federal recovery assistance, and submit as applicable with state guidelines.
  - h. Coordinate with the Damage Assessment Officer to develop appropriate public information relating to recovery programs, in coordination with the PIO. Approve timely release.
  - i. Provide situation updates to the TDEM District Coordinator.
  - j. Attend appropriate PA program meetings as identified in 4a.
3. The Damage Assessment Officer or EMC will:
- a. Develop a damage assessment program.
  - b. Designate an Individual Assistance Officer, Public Assistance Officer, and Recovery Fiscal Officer when applicable to facilitate specific recovery program activities.
  - c. Provide guidance to and supervise recovery activities of the Individual Assistance Officer, Public Assistance Officer, and Recovery Fiscal Officer when assigned.
  - d. Organize and coordinate "just-in-time" training for damage assessment teams as appropriate.
  - e. In the aftermath of a disaster:
    - 1) Manage collection of damage assessments from all departments, agencies, other governmental entities, and private non-profit facilities that may be eligible for disaster assistance.
    - 2) Compile damage assessment information and work with the EMC to complete the DSO.
    - 3) Participate with state and FEMA representatives in the PDA process.
    - 4) Coordinate with the Incident Commander to ensure that response activities have either terminated or are in a phase appropriate to recovery activities before deploying damage assessment teams.
4. The PA Officer or Damage Assessment Officer will:
- a. Attend the following PA program meetings:
    - 1) Applicant's Briefing
    - 2) Kick-off Meeting.
    - 3) Other program meetings, as needed.

- b. In coordination with the Situation Unit, obtain maps showing damage areas from assessment data.
  - c. Prepare or assist state and federal teams in preparing recovery PWs for the local area. Coordinate (with Finance "Chief Financial/Recovery Fiscal Officer" representative) regarding PW development.
  - d. Monitor all PA program activities and:
    - 1) Ensure deadlines are complied with or time extensions requested in a timely manner.
    - 2) Ensure the work performed complies with the description and intent of the PW.
    - 3) Ensure all environmental protection and historical preservation regulations are complied with.
    - 4) Request alternate or improved projects, when appropriate.
    - 5) Request progress payments on large projects, if appropriate.
    - 6) Provide quarterly reports to TDEM.
    - 7) Request final inspections and audit when projects are completed.
    - 8) Prepare and submit Project Completion and Certification Report (P.4) as appropriate.
    - 9) Provide insurance information when needed.
    - 10) Ensure costs are properly documented.
    - 11) Assist with final inspections and audits.
    - 12) Monitor contract for de-barred contractors.
    - 13) The duties of the PA Officer are further explained in the Disaster Recovery Manual.
5. The IA Officer or Damage Assessment Officer will:
- a. Act as our liaison with state and federal Outreach and Public Relations programs.
  - b. Coordinate with Facilities Unit in logistics to identify a local facility for use as DRC, if needed.
  - c. Act as the local government representative at the DRC, when needed.
  - d. Coordinate with the EMC, PIO and state and federal Outreach staff to arrange community meetings.
  - e. Act as an advocate for disaster victims who need assistance in dealing with state, federal, and volunteer agencies.
  - f. The duties of the IA Officer are further explained in the Disaster Recovery Manual.
6. The PIO will:
- a. Coordinate with State and federal outreach staff to publicize community meetings.
  - b. Establish a media site, sometimes referred to as a JIC, to ensure that accurate and current information is disseminated to the public.
  - c. Post appropriate assistance recovery information on websites and social media.

7. The Chief Financial/Recovery Fiscal Officer or EMC will:
  - a. Administer fiscal aspects of the recovery program.
  - b. Ensure that the financial results of each project are accurate and fully disclosed.
  - c. Monitor the source and application of all funds.
  - d. Ensure that outlays do not exceed approved amounts for each award.
  - e. Maintain information establishing the local cost share.
  - f. Ensure that all laws, regulations, and grant requirements are complied with.
  - g. Coordinate between the grant managers (also known as Primary and Secondary Agents) and the accounting staff.
  - h. These duties are further explained in the Disaster Recovery Manual.
8. Review Jefferson County Appraisal District estimates of value of damaged and destroyed property to support the damage assessment process. These values may be available by internet or website.
9. The Public Works Department will:
  - a. Survey roads, bridges, traffic control devices, and other facilities and determine extent of damage and estimate cost of restoration.
  - b. Assess and report damage to City facilities, fleet vehicles, and equipment and provide an estimated cost of repairs.
  - c. Provide a breakdown of insurance coverage and any deficit specific damages or repairs will cause.
10. The Water Utilities Department will:
  - a. Survey lift stations, water production and wastewater treatment equipment and provide an estimated cost of repairs.
  - b. Determine extent of damage to government-owned water and wastewater systems and other utilities and estimate the cost of restoration.
  - c. Maintain appropriate state and local status reports.
11. Parks Department will check parks and recreational facilities and provide an estimated cost of repairs.
12. The Beaumont Independent School District will:
  - a. Assess and report damage to facilities and equipment and the estimated cost of repairs. This includes the cost of debris removal from parking lots and facilities. Reports should be provided to the City of Beaumont ICP.



- b. Provide a breakdown of insurance coverage and any deficit specific damages or repairs will cause.
  - c. Estimate the effects of the disaster on the school district tax base.
13. The Chief Financial Officer, in coordination with the EMC, will:
- a. Estimate dollar losses to local government due to disaster.
  - b. Estimate the effects of the disaster on the local tax base and economy.
14. All departments and agencies will:
- a. Pre-emergency:
    - 1) Identify personnel to perform damage assessment tasks.
    - 2) Identify private sector organizations and individual with appropriate skills and knowledge that may be able to assist in damage assessment.
    - 3) Participate in periodic damage assessment training.
    - 4) Participate in using geographic information systems (GIS) that may be used in damage assessment.
    - 5) Periodically review forms and procedures for reporting damage with designated damage assessment team members.
  - b. Emergency:
    - 1) Make tentative staff assignments for damage assessment operations.
    - 2) Review damage assessment procedures and forms with team members.
    - 3) Prepare maps and take photos and videos to document damage.
  - c. Post-emergency:
    - 1) Identify and prioritize areas to survey.
    - 2) Refresh damage assessment team members on assessment procedures.
    - 3) Establish damage assessment call center as appropriate.
    - 4) Deploy damage assessment teams.
    - 5) Complete damage survey forms/reports and forward to the Damage Assessment Officer.
    - 6) Catalog and maintain copies of maps, photos, and videotapes documenting damage for further reference.
    - 7) Provide technical assistance for preparation of recovery project plans.
    - 8) Maintain disaster-related records.

<b>VII. DIRECTION AND CONTROL</b>
-----------------------------------

- A.** The City Council may establish local rules and regulations for the disaster recovery program and may approve those recovery programs and projects that require approval by the local governing body.
- B.** The Mayor and/or City Manager shall provide general guidance for and oversee the operation of the local disaster recovery program and may authorize those programs and projects that require approval by the chief elected official or chief operating officer of the

jurisdiction.

- C. The Public Works Director shall direct day-to-day disaster recovery activities. The Damage Assessment Official or EMC will also appoint local officials to fill the positions of IA Officer, PA Officer, and Recovery Fiscal Officer as dictated by the incident or emergency. These individuals shall report to the EMC in matters relating to the recovery program.

## VIII. INCREASED READINESS LEVELS

### A. Readiness Level 4 – Normal Conditions

See the mitigation and preparedness activities in paragraphs V.E.1 and V.E.2.

### B. Readiness Level 3 – Increased Readiness

1. Alert key staff and volunteer organizations of the current situation.
2. Fill vacancies on damage assessment teams; conduct refresher training; check team equipment such as cameras.

### C. Readiness Level 2 – High Readiness

1. Notify District Coordinator of the situation.
2. Brief damage assessment teams and place on standby.
3. Brief senior staff on the damage assessment process and the need for detailed record keeping of emergency response and recovery activity expenses.

### D. Readiness Level 1 – Maximum Readiness

1. Provide situation updates to the District Coordinator.
2. Have damage assessment teams ready for deployment.
3. Consider activating the Damage Assessment Task Force and/or Call Center.

## IX. ADMINISTRATION & SUPPORT

### A. Reports

1. Refer to Damage Assessment SOP for more detailed information.
2. Survey Team Reports
  - a. Primary reports made via MDC if available.
  - b. Each damage survey team will collect data using the Site Assessment forms (see Appendix 2) which can be found in the *Disaster Recovery Manual*. Once completed, these forms should be utilized to determine priorities for beginning

repairs and evaluating the need for requesting state and federal assistance.

c. Secondary option is hard copy form and hourly collection to take to EOC.

3. Disaster Summary Outline (DSO).

a. Totals from the Site Assessment forms and other reports will be compiled and transferred to the DSO. A copy of the DSO is provided in Appendix 1 to this annex and also included in the *Disaster Recovery Manual*.

4. FHWA reports (Federal Highways Administration).

5. All survey reports will be uploaded to the assessment spreadsheet to ensure ability for GIS plotting and analysis activities.

6. Copies of SOP, forms and reports are available on S drive under Operations folder.

## **B. Records**

Each department or agency will keep detailed records on disaster related expenses. We will use pre-designated ICS forms tailored for the City of Beaumont which are available on paper and posted on S-Drive. Expenses to track include:

1. Labor (Break down disaster-related versus normal operations when applicable)
  - a. Paid (regular and overtime)
  - b. Volunteer
2. Equipment Used (Break down disaster-related versus normal operations when applicable)
  - a. Owned
  - b. Rented /leased
  - c. Volunteered
3. Materials
  - a. Purchased
  - b. Taken from inventory
  - c. Donated
4. Contracts (see below)
  - a. Services
  - b. Repairs

## **C. Contracts**

1. The Finance Section Chief, Chief Financial Officer, or Recovery Fiscal Officer should monitor all contracts relating to the recovery process. Contracts that will be paid from federal funds must meet the following criteria:
  - a. Meet or exceed Federal and State Procurement Standards and must follow local procurement standards if they exceed the federal and state criteria.
  - b. Be reasonable.
  - c. Contain right to audit and retention of records clauses.

- d. Contain standards of performance and monitoring provisions.
  - e. Fall within the scope of work of each FEMA project.
  - f. Use line items to identify each FEMA project, for multiple project contracts.
2. The following contract-related documents must be kept:
- a. Copy of contract
  - b. Copy of PWs
  - c. Copies of requests for bids
  - d. Bid documents
  - e. Bid advertisement
  - f. List of bidders
  - g. Contract let out
  - h. Invoices, cancelled checks, and inspection records

#### **D. Training**

1. The EMS and individual assigned primary responsibility for the recovery function shall attend disaster recovery training. A variety of disaster recovery training courses are offered by TDEM and FEMA, to include G627 (residential damage assessment) and G628 (infrastructure damage recovery).
2. Those individuals assigned duties, or anticipated to be needed to accomplish duties, as the IA Officer and PA Officer should also attend training appropriate to their duties.
3. The EMC, in coordination with the Damage Assessment Officer, is responsible for coordinating appropriate training for local damage assessment teams.

#### **E. Release of Information**

1. Personal information, such as marital status, income, and Social Security numbers gathered during the damage assessment and recovery process is protected by state and federal privacy laws. Due care must be taken by all individuals having access to such information to protect it from inadvertent release.
2. General information, such as the numbers of homes damaged and their general locations, may be provided to private appraisers, insurance adjusters, etc.

<b>X. ANNEX DEVELOPMENT &amp; MAINTENANCE</b>
---

#### **A. Development**

The Damage Assessment Officer in coordination with the EMC is responsible for developing and maintaining this annex.

#### **B. Maintenance**

This annex will be reviewed annually and updated in accordance with the schedule outlined in Section X of the Basic Plan.

#### **C. Procedures**

Those individuals charged with responsibilities for managing various recovery activities are also responsible for developing standard operating procedures for those activities.

<b>XI. REFERENCES</b>
-----------------------

- A. TDEM, *Disaster Recovery Manual* (DEM-62). (Available from GTEM in hard copy and online at the GDEM web site: [www.txdps.state.tx.us/dem/documents.htm#recovery](http://www.txdps.state.tx.us/dem/documents.htm#recovery).)
- B. FEMA, *Public Assistance Applicant Handbook* (FEMA-323).
- C. FEMA, *Debris Management Guide* (FEMA-325).
- D. Current FEMA Policy Letters. (Available online at [www.fema.gov/r-n-r/pa/policy.htm](http://www.fema.gov/r-n-r/pa/policy.htm))

**APPENDIX**

Appendix 1 .....	Disaster Summary Outline
Appendix 2 .....	Site Assessment Forms

## Disaster Summary Outline

Date:  
Time:

### I. GENERAL

Jurisdiction (County/City): \_\_\_\_\_ Population: \_\_\_\_\_

Type of Disaster (Flood, Hurricane, Tornado, etc.) \_\_\_\_\_

If this is a flood event, does the City/County participate in the National Flood Insurance Program (NFIP)?  
Yes/No

Inclusive dates of the disaster: \_\_\_\_\_

Was a local disaster declaration issued? Yes/ No (Not applicable for Agriculture assistance only)

Contact Person: \_\_\_\_\_ Title: \_\_\_\_\_

Address: \_\_\_\_\_ City: \_\_\_\_\_ Zip Code: \_\_\_\_\_

Phone (    ) \_\_\_\_\_ Fax (    ) \_\_\_\_\_

Pager (    ) \_\_\_\_\_ 24-Hour Duty Officer/Sheriff's Office (    ) \_\_\_\_\_

### INDIVIDUAL ASSISTANCE

**Casualties:** (Contact local area hospitals)

- A. Number of Fatalities \_\_\_\_\_  
 B. Number of Injuries \_\_\_\_\_  
 C. Number Hospitalized \_\_\_\_\_

Number of homes isolated due to road closure (high water, etc.): \_\_\_\_\_

**Agricultural Losses:** (Contact the Farm Service Agency in your county)

Is agricultural assistance needed? Yes/ No If yes, please attach USDA flash situation report.

**Residential Losses - Primary Residence Only:** (Local Damage Assessment) See guidelines on page 4.

Type of Homes	Destroyed	Major Damage	Minor Damage	Affected	% Covered by Insurance
Single Family Homes					
Mobile Homes					
Multi-Family Units					
<b>Totals</b>					

Estimated number of persons whose situation will not be satisfied by volunteer organizations (Contact local volunteer organizations) \_\_\_\_\_

Are shelters opened? Yes/No                      How many? \_\_\_\_\_

Name, location, capacity, and current occupancy of shelters?  
 \_\_\_\_\_  
 \_\_\_\_\_

**Business Losses/Impacts:**

	Number	# Covered by Adequate Insurance	Total estimated repair cost
Major Damage(greater than 40%)			\$
Minor Damage (less than 40%)			\$
<b>Totals</b>			\$

How many businesses have ceased operations: \_\_\_\_\_

How many businesses have experienced economic injury: \_\_\_\_\_

Estimated number of persons unemployed because of this disaster \_\_\_\_\_  
 (Contact affected businesses and the local Texas Workforce Commission Office)

**PUBLIC ASSISTANCE**

NOTE: All disaster related costs should be separated into the seven damage/work categories listed below:

Category	Subcategory	No. of Sites	Estimated Repair Costs	Anticipated Insurance *
Debris Clearance			\$	\$
Emergency (EMS, Fire, Police)			\$	\$
Road & Bridge	Roads - Paved		\$	\$
	Roads - Unpaved		\$	\$
	Bridges - Destroyed		\$	\$
	Bridges - Closed & Repairable		\$	\$
	Bridges - Damaged & Serviceable		\$	\$
	Culverts - Totally washed away		\$	\$
	Culverts - Damaged & still in place		\$	\$
Water Control Facilities (Dams, levees, dikes)			\$	\$
Buildings & Equipment			\$	\$
Public Utility Systems (Gas, Electric, Sewer, Water)			\$	\$
Other (Recreational Facilities, Airports, etc.)			\$	\$
<b>Totals</b>			\$	\$

\* Anticipated insurance is normally calculated by subtracting any deductible, depreciation or uncovered loss from the estimated repair cost.

Total annual maintenance budget (i.e. Public Works, Road & Bridge): \$ \_\_\_\_\_

Start of Fiscal Year: Month \_\_\_\_\_

**Others** (Contact non-profit or governmental, medical, emergency, utility, educational, custodial care facilities, etc.)

Organization/ Facility	No. of Sites	Estimated Repair Costs	Anticipated Insurance *
		\$	\$
		\$	\$
		\$	\$
		\$	\$
		\$	\$
		\$	\$
		\$	\$
		\$	\$
		\$	\$
		\$	\$
		\$	\$
		\$	\$
		\$	\$
		\$	\$
		\$	\$
		\$	\$
		\$	\$
<b>Totals</b>		\$	\$

This form is for damage assessment reporting purposes only. In accordance with the State Emergency Management Plan, if a Mayor/County Judge determines that a situation is of such severity and magnitude that an effective response is beyond the affected jurisdiction's capability to recover, a letter outlining the disaster impact and the need for supplemental State and/or Federal assistance must accompany this DSO.

Once this form is completed, submit pages 1-3 to your local Disaster District Committee, and to:

Texas Department of Public Safety  
 Division of Emergency Management  
 P.O. Box 4087  
 Austin, Texas 78773 or FAX to: 512-424-2444



## RESIDENTIAL LOSS GUIDELINES

**Affected:** Structure is habitable. Some minor damage may be eligible for assistance. Look for the following:

A **few** missing shingles;

Some broken windows;

Damage to cars;

Damage to Air Conditioner Compressor only;

Single Family/Multi Family Residences - 0" - 6" of water

Mobile Homes- Ground level to within 12" of bottom board.

**Minor:** Structure is habitable with minor repairs. Look for the following:

**Many** missing shingles, broken windows and doors;

Siding loose, missing or damaged;

Minor shifting or settling of foundation;

Damaged septic systems (flood);

Single Family/Multi-Family Residences - 6" to 18" of water,

Mobile Homes- Within 12" of bottom board to 3" above floor level.

**Major:** Structure is currently uninhabitable and extensive repair is required to make it habitable. Look for the following:

Portions of the roof, including decking, missing;

Twisted, bowed or cracked walls;

Penetration of structure by trees or cars, etc.;

Single Family/Multi Family Residences - 18" - 48" of water,

Mobile Homes - 3" - 12" above floor level.

**Destroyed:** Structure is permanently uninhabitable and can not be repaired. Look for the following:

Structure gone, only foundation remains;

Major sections of walls missing or collapsed;

Entire roof gone with noticeable distortion of the walls;

Structure has shifted off of its foundation;

\*Single Family/Multi-Family Residences - More than 48" of water;

\*Mobile Homes - over 12" for mobile homes.

\*requires further investigation

**Estimating Insurance:** The following are general guidelines to estimating insurance coverage.

Renters are less likely to have insurance.

Low income residents are less likely to have insurance.

Homeowners who are still paying off their mortgage will normally have the appropriate type of insurance.

Residents who are flooded and reside in an area that does not participate in the NFIP or in an area that has been sanctioned for NFIP code enforcement violations will not have flood insurance.

Residents who are flooded but whose property is not located in the Special Flood Hazard Area (SFHA) will probably not have flood insurance.

**SITE ASSESSMENT - BUSINESS LOSSES**

(1) COUNTY \_\_\_\_\_

(4) DAMAGE ASSESSMENT TEAM \_\_\_\_\_

(5) INCIDENT PERIOD: \_\_\_\_\_

(2) CITY \_\_\_\_\_

(6) DATE OF SURVEY: \_\_\_\_\_

(3) INCIDENT: \_\_\_\_\_

(7) PAGE \_\_\_\_ OF \_\_\_\_

REF NO. (8)	NAME OF BUSINESS NAME OF TENANT/OWNER TYPE OF BUSINESS STREET ADDRESS PHONE NO. (9)	ESTIMATED DAYS OUT OF OPERATION (10)	EMPLOYEES		FAIR REPLACEMENT VALUE (13)	ESTIMATED DOLLAR LOSS (14)	AMT. OF ANTICIPATED INSURANCE (15)	% UNINSURED LOSS (16)	IF COL 16 IS:	
			NO. (11)	UI (12)					< 40% MIN (17)	> 40% MAJ (18)
					CONTENTS:\$ _____ STRUCTURE:\$ _____ LAND:\$ _____	\$ _____ \$ _____ \$ _____	\$ _____ \$ _____ \$ _____			
					CONTENTS:\$ _____ STRUCTURE:\$ _____ LAND:\$ _____	\$ _____ \$ _____ \$ _____	\$ _____ \$ _____ \$ _____			
					CONTENTS:\$ _____ STRUCTURE:\$ _____ LAND:\$ _____	\$ _____ \$ _____ \$ _____	\$ _____ \$ _____ \$ _____			
					CONTENTS:\$ _____ STRUCTURE:\$ _____ LAND:\$ _____	\$ _____ \$ _____ \$ _____	\$ _____ \$ _____ \$ _____			
					CONTENTS:\$ _____ STRUCTURE:\$ _____ LAND:\$ _____	\$ _____ \$ _____ \$ _____	\$ _____ \$ _____ \$ _____			
					CONTENTS:\$ _____ STRUCTURE:\$ _____ LAND:\$ _____	\$ _____ \$ _____ \$ _____	\$ _____ \$ _____ \$ _____			
					CONTENTS:\$ _____ STRUCTURE:\$ _____ LAND:\$ _____	\$ _____ \$ _____ \$ _____	\$ _____ \$ _____ \$ _____			
					CONTENTS:\$ _____ STRUCTURE:\$ _____ LAND:\$ _____	\$ _____ \$ _____ \$ _____	\$ _____ \$ _____ \$ _____			

## Instructions for Site Assessment – Business Losses

- (1) County where the business is located
- (2) City, if in the corporate limits
- (3) Note the type of incident
- (4) Identify the team members
- (5) Date(s) of the incident
- (6) Date(s) of the survey
- (7) Page number
- (8) Reference number (for local use)
- (9) Name of business, tenant/owner, street address and phone number and type of business; note that if the business is renting building space, the building owner will need to be contacted to determine the extent of structure damage and percent of uninsured loss.
- (10) Estimated days business will be out of operation
- (11) Total number of employees
- (12) Number of employees in which unemployment insurance is carried
- (13) Fair replacement value, for this purpose, is the cost to replace equivalent real/personal property or the fair market value of the pre-disaster property whichever is less, for each potential applicant.
- (14) Estimated dollar loss
- (15) The amount of anticipated insurance. Anticipated insurance is normally calculated by subtracting any deductible, depreciated or uncoverable loss from the estimated repair cost.
- (16) Percentage of uninsured loss. Uninsured loss for this purpose, is the dollar amount of damage less any insurance received to repair that damage.
 
$$\frac{\text{Dollar value of uninsured loss}}{\text{Fair replacement value}} = \text{Percent of uninsured loss}$$
- (17) If column 16 is less than 40%, it is considered minor damage
- (18) If column 16 is greater than 40%, it is considered major damage

**SITE ASSESSMENT - HOUSING LOSSES**

(1) COUNTY \_\_\_\_\_ (4) INCIDENT PERIOD: \_\_\_\_\_

(7) ASSESSMENT TEAM: \_\_\_\_\_

(6) PAGE \_\_\_\_ OF \_\_\_\_

(2) MUNICIPALITY \_\_\_\_\_ (5) DATE OF SURVEY: \_\_\_\_\_

(3) TYPE OF INCIDENT: \_\_\_\_\_

REF NO. (8)	NAME ADDRESS PHONE	TYPE OF STRUCTURE SF MF MH	DAMAGE CATEGORY AFFECTED DESTROYED MAJOR MINOR	WATER LEVEL IN STRUCTURE (INCHES)	ESTIMATED INCOME HIGH MIDDLE LOW	IS STRUCTURE OCCUPIED Y/N	STATUS OWN RENT	RESIDENCE PRIMARY OR SECONDARY	FAIR REPLACEMENT VALUE	ESTIMATED LOSS \$	ANTICIPATED INSURANCE \$	AMOUNT OF UNINSURED LOSS \$	PERCENT OF UNINSURED LOSS
									STRUCTURE				
									CONTENTS				
									STRUCTURE				
									CONTENTS				
									STRUCTURE				
									CONTENTS				
									STRUCTURE				
									CONTENTS				
									STRUCTURE				
									CONTENTS				
<b>TOTALS</b>		SF _____ MF _____ MH _____	AFF _____ MIN _____ MAJ _____ DEST _____	L _____ M _____ H _____	Y _____ N _____	O _____ R _____	P _____ S _____	STRUCTURE	\$	\$	\$		

## Instructions for Site Assessment – Housing Losses

- (1) County where the damage is located
- (2) City if in the corporate limits
- (3) Note the type of incident
- (4) Identify the team members
- (5) Date(s) of the incident
- (6) Date(s) of the survey
- (7) Page number
- (8) Locally established reference number – 1, 2, 3...etc
- (9) Name of occupant, street address, phone number.
- (10) Type of Structure (SF – Single Family, MH – Mobile Home, MF – Multi-Family)
- (11) Damage Category – Destroyed, Major, Minor
- (12) Water Level in Structure (in feet)
- (13) Estimated income (High, Medium, Low)
- (14) Is structure occupied?
- (15) Own/Rent
- (16) Primary/Secondary Residence (If secondary structure is occupied; evaluate extent of damage and % of uninsured loss to the tenant" property and evaluate extent of damage and % of uninsured loss to the owner" property)
- (17) Fair Replacement Value (structure and contents)
- (18) Insurance coverage

**TEXAS DIVISION OF EMERGENCY MANAGEMENT  
TEXAS DEPARTMENT OF PUBLIC SAFETY  
PUBLIC PROPERTY SITE ASSESSMENT WORKSHEET**

TDEM-25 (3/96)

PG \_\_\_\_ of \_\_\_\_

KEY FOR DAMAGE CATEGORY (Use appropriate letters in the "category" blocks below)				
A. DEBRIS CLEARANCE	D. WATER CONTROL FACILITIES	G. OTHER		
B. PROTECTIVE MEASURES	E. BUILDINGS AND EQUIPMENT			
C. ROAD SYSTEMS	F. PUBLIC UTILITY SYSTEM			

SITE NO.	CATEGORY	LOCATION (Use map location, address, etc.)		
DESCRIPTION OF DAMAGE				
IMPACT		INSURANCE	% COMPLETE	COST ESTIMATE

SITE NO.	CATEGORY	LOCATION (Use map location, address, etc.)		
DESCRIPTION OF DAMAGE				
IMPACT		INSURANCE	% COMPLETE	COST ESTIMATE

SITE NO.	CATEGORY	LOCATION (Use map location, address, etc.)		
DESCRIPTION OF DAMAGE				
IMPACT		INSURANCE	% COMPLETE	COST ESTIMATE

SITE NO.	CATEGORY	LOCATION (Use map location, address, etc.)		
DESCRIPTION OF DAMAGE				
IMPACT		INSURANCE	% COMPLETE	COST ESTIMATE

**PUBLIC ASSISTANCE DAMAGE ASSESSMENT CHECKLIST**  
**(To Prepare for State and/or Federal Inspectors)**

In order to expedite the damage assessment process, applicants should take the following steps before the arrival of the State and Federal assessment team:

- \_\_\_1. Mark the location of each damage site on a suitable map and develop a route of travel to each site. Segregate damage/work activities into the seven categories of work, listed on the front of this worksheet. All damage sites should be identified by the applicant before the inspectors arrive.
- \_\_\_2. Ensure that the person designated to accompany the survey team is knowledgeable of the repairs already made and the location of all other damage sites which need to be repaired/surveyed.
- \_\_\_3. Have photographs, site sketches or drawings of each damage site available for the inspectors (especially where work has already been performed).
- \_\_\_4. Compile a detailed breakdown of labor (including fringe benefits), equipment, and material costs for each location where work has been completed or is in progress. While a variety of forms can be used to summarize these items, the format chosen must document the type and location of work performed on a daily basis.
- \_\_\_5. Record force account equipment use in a manner compatible with the FEMA Schedule of Equipment Rates. Keep damaged equipment and parts for review and inspection by the survey team.
- \_\_\_6. List equipment, materials or inventory lost as a result of the disaster. Provide copies of estimates, bids, purchase orders, invoices, inventory records or other substantiating evidence to verify loss values or replacement cost.
- \_\_\_7. Be prepared to describe to the inspectors which sites will be repaired by contract and those which will be repaired by force account. If a contractor's estimate/bid has been received, have it available for the inspectors.
- \_\_\_8. Provide inspectors with policy information on insurance coverage and any proceeds received or anticipated.