



City of Beaumont Covid-19 Daily Update
 Thursday, October 21, 2021 , as of 4pm
 Provided by:



Mayor Robin Mouton
 Emergency Management Director



***** 10 New Confirmed COVID-19 Cases in the Beaumont Area *****

| City | Beaumont | China | Nome | Hamshire | Fannett | Cheek | Bevil Oaks | Recovered | Death(s) |
|------|----------|-------|------|----------|---------|-------|------------|-----------|----------|
| | 10 | 0 | 0 | 0 | 0 | 0 | 0 | | |

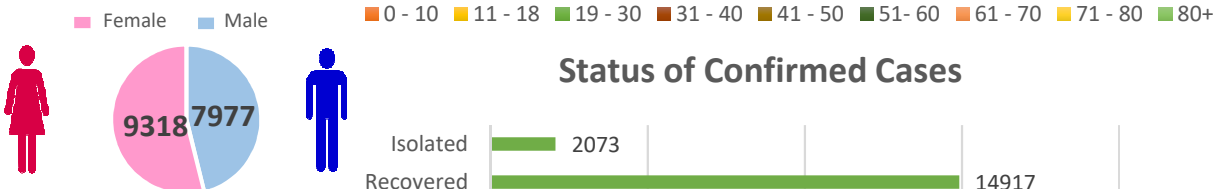
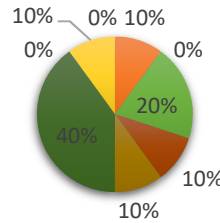
Age/Gender:

| Age Range | 0 - 10 | 11 - 18 | 19 - 30 | 31 - 40 | 41 - 50 | 51 - 60 | 61 - 70 | 71 - 80 | 80+ |
|-----------|--------|---------|---------|---------|---------|---------|---------|---------|-----|
| | 1 | 0 | 2 | 1 | 1 | 4 | 0 | 1 | 0 |

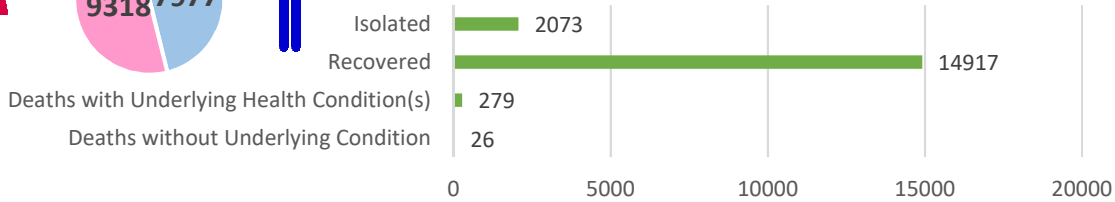
Beaumont Jurisdiction Confirmed Cases = 17295

- City of Beaumont = 15749
- Hamshire = 339
- Fannett = 596
- Cheek = 98
- China = 255
- Nome = 100
- Bevil Oaks = 158

Daily Percentage By Age



Status of Confirmed Cases



| Jefferson County Vaccination Status | | |
|-------------------------------------|---------|----------------------|
| | Number | % Population 12+ yrs |
| Received at least one dose | 126,136 | 60.2% |
| Fully Vaccinated | 108,650 | 51.9% |
| Additional Dose | 8,059 | 3.8% |

DISCLAIMER: * The accuracy of the Status of COVID-Test is dependent upon the availability of data received from participating agencies and healthcare providers as well as when it was received with respect to; Total Tested, Pending Results and Negative. Recovered - release of individual from self-isolation/quarantine as defined by CDC guidelines.

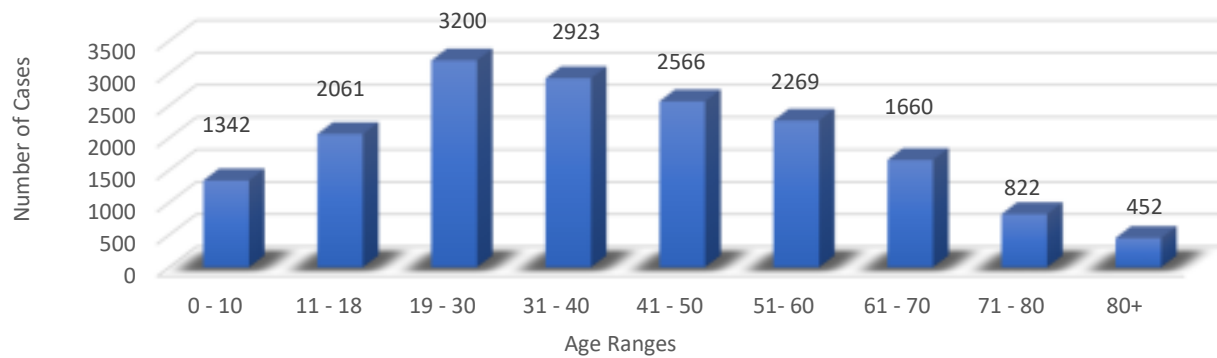
Jefferson County Hospital Report

| Covid Positive Admits | |
|-----------------------|-----------|
| Not Vaccinated | 28 |
| Vaccinated | 5 |
| Total | 33 |

| On Vent | |
|----------------|----------|
| Not Vaccinated | 7 |
| Vaccinated | 0 |
| Total | 7 |

** This information represents Total Hospital Census. The data is only as valid as the number of hospitals reportings, and the accuracy of the data reported. **All COVID related questions represent the previous day (Midnight to 11:59 pm)**

Confirmed Cases by Age Range



****Disclaimer:** This is the official data collected by the City of Beaumont Public Health. The data being reflected on this graph is only valid as the number of participating healthcare providers and collection sites, and the accuracy of the data reported. All data used for planning purposes. There is a delay from the date of collection to when results are received by the Beaumont Public Health Department. Updates to the data are made daily by 4:00 PM.