

City of Beaumont Covid-19 Daily Update
 Wednesday, October 27, 2021 , as of 4pm
 Provided by:



Mayor Robin Mouton
 Emergency Management Director



***** 15 New Confirmed COVID-19 Cases in the Beaumont Area *****

City	Beaumont	China	Nome	Hamshire	Fannett	Cheek	Bevil Oaks	Recovered	Death(s)
	13	0	0	0	2	0	0		2

Age/Gender: 59/F, 64/M

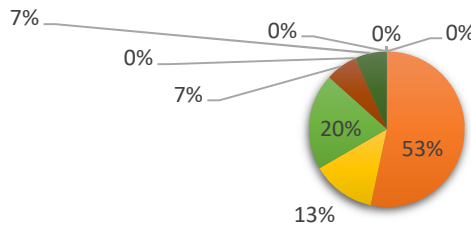
1 With and 1 Without Underlying Conditions

Age Range	0 - 10	11 - 18	19 - 30	31 - 40	41 - 50	51 - 60	61 - 70	71 - 80	80+
	8	2	3	1	0	1	0	0	0

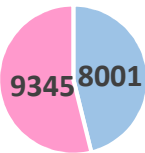
Beaumont Jurisdiction Confirmed Cases = 17346

- City of Beaumont = 15794
- Hamshire = 340
- Fannett = 598
- Cheek = 98
- China = 257
- Nome = 100
- Bevil Oaks = 159

Daily Percentage By Age

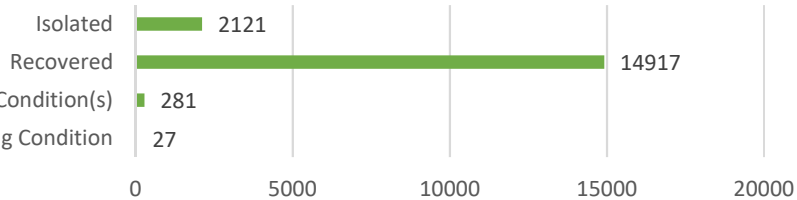


Female Male 0 - 10 11 - 18 19 - 30 31 - 40 41 - 50 51 - 60 61 - 70 71 - 80 80+



Deaths with Underlying Health Condition(s) 281
 Deaths without Underlying Condition 27

Status of Confirmed Cases



Jefferson County Vaccination Status		
	Number	% Population 12+ yrs
Received at least one dose	126,687	60.5%
Fully Vaccinated	109,470	52.3%
Additional Dose	9,227	4.4%

DISCLAIMER: * The accuracy of the Status of COVID-Test is dependent upon the availability of data received from participating agencies and healthcare providers as well as when it was received with respect to; Total Tested, Pending Results and Negative. Recovered - release of individual from self-isolation/quarantine as defined by CDC guidelines.

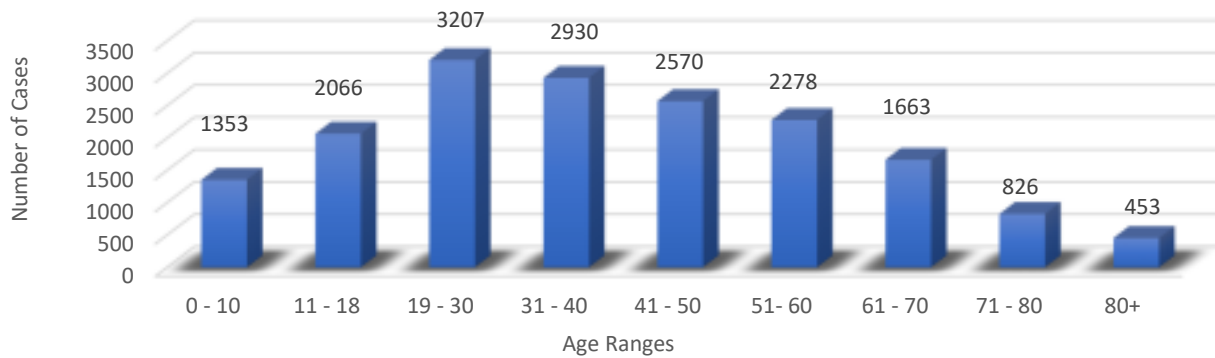
Jefferson County Hospital Report

Covid Positive Admits	
Not Vaccinated	22
Vaccinated	3
Total	25

On Vent	
Not Vaccinated	9
Vaccinated	1
Total	10

** This information represents Total Hospital Census. The data is only as valid as the number of hospitals reportings, and the accuracy of the data reported. **All COVID related questions represent the previous day (Midnight to 11:59 pm)**

Confirmed Cases by Age Range



****Disclaimer:** This is the official data collected by the City of Beaumont Public Health. The data being reflected on this graph is only valid as the number of participating healthcare providers and collection sites, and the accuracy of the data reported. All data used for planning purposes. There is a delay from the date of collection to when results are received by the Beaumont Public Health Department. Updates to the data are made daily by 4:00 PM.