



City of Beaumont Covid-19 Daily Update
 Monday, November 8, 2021 , as of 4pm
 Provided by:



Mayor Robin Mouton
 Emergency Management Director



***** 18 New Confirmed COVID-19 Cases in the Beaumont Area *****

City	Beaumont	China	Nome	Hamshire	Fannett	Cheek	Bevil Oaks	Recovered	Death(s)
	5	0	0	1	0	0	0	1123	

Today's Total	6
---------------	---

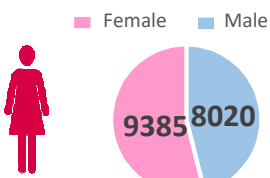
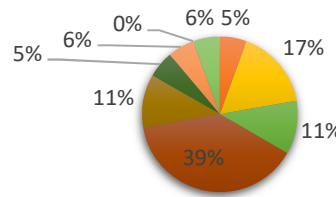
Age/Gender:

Age Range	0 - 10	11 - 18	19 - 30	31 - 40	41 - 50	51 - 60	61 - 70	71 - 80	80+
	1	3	2	7	2	1	1	0	1

Beaumont Jurisdiction Confirmed Cases = 17405

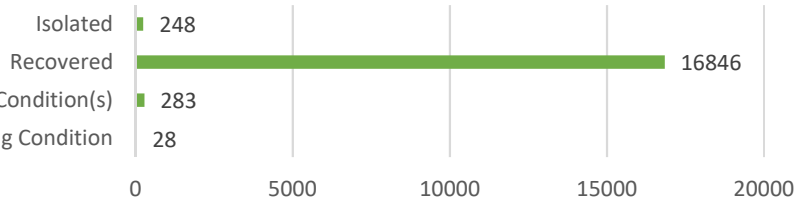
- City of Beaumont = 15850
- Hamshire = 341
- Fannett = 598
- Cheek = 99
- China = 258
- Nome = 100
- Bevil Oaks = 159

Daily Percentage By Age



Deaths with Underlying Health Condition(s) = 283
 Deaths without Underlying Condition = 28

Status of Confirmed Cases



Confirmed Cases for Saturday, November 6, 2021

Sunday, November 7, 2021

City	China	Nome	Hamshire	Fannett	Cheek	Bevil Oaks	TOTAL
Beaumont	0	0	0	0	0	0	9
	0	0	0	0	0	0	3

Jefferson County Vaccination Status		
	Number	% Population 12+ yrs
Received at least one dose	127,782	61.0%
Fully Vaccinated	110,626	52.8%
Additional Dose	14,325	6.8%

DISCLAIMER: * The accuracy of the Status of COVID-Test is dependent upon the availability of data received from participating agencies and healthcare providers as well as when it was received with respect to; Total Tested, Pending Results and Negative. Recovered - release of individual from self-isolation/quarantine as defined by CDC guidelines.

Jefferson County Hospital Report

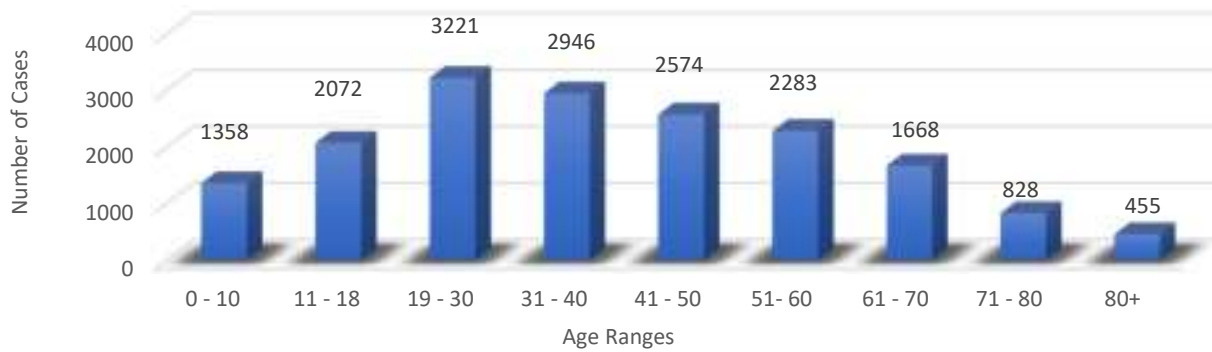
* Med Center of SETX
Not Reporting *

Covid Positive Admits	
Not Vaccinated	11
Vaccinated	
Total	11

On Vent	
Not Vaccinated	2
Vaccinated	0
Total	2

** This information represents Total Hospital Census. The data is only as valid as the number of hospitals reportings, and the accuracy of the data reported. **All COVID related questions represent the previous day (Midnight to 11:59 pm)**

Confirmed Cases by Age Range



****Disclaimer:** This is the official data collected by the City of Beaumont Public Health. The data being reflected on this graph is only valid as the number of participating healthcare providers and collection sites, and the accuracy of the data reported. All data used for planning purposes. There is a delay from the date of collection to when results are received by the Beaumont Public Health Department. Updates to the data are made daily by 4:00 PM.