



**City of Beaumont Covid-19 Daily Update**  
 Monday, December 20, 2021 , as of 4pm  
 Provided by:



Mayor Robin Mouton  
 Emergency Management Director



**\*\*\* 155 New Confirmed COVID-19 Cases in the Beaumont Area \*\*\***

City	Beaumont	China	Nome	Hamshire	Fannett	Cheek	Bevil Oaks	Recovered	Death(s)
	74	0	0	0	0	0	0	56	

Today's Total	74
---------------	----

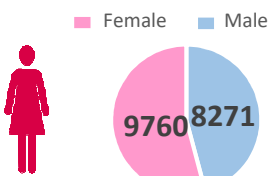
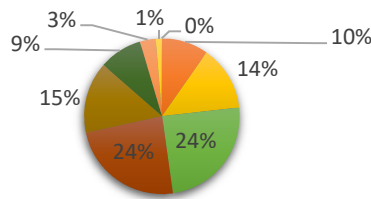
Age/Gender:

Age Range	0 - 10	11 - 18	19 - 30	31 - 40	41 - 50	51 - 60	61 - 70	71 - 80	80+
	15	21	38	37	23	14	5	2	0

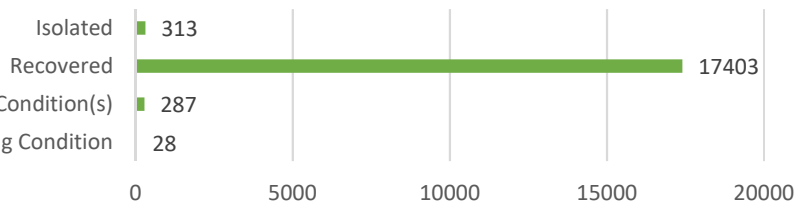
**Beaumont Jurisdiction Confirmed Cases = 18031**

- City of Beaumont = 16425
- Hamshire = 349
- Fannett = 605
- Cheek = 101
- China = 273
- Nome = 106
- Bevil Oaks = 172

**Daily Percentage By Age**



**Status of Confirmed Cases**



**Confirmed Cases for Saturday, December 18, 2021**

City	China	Nome	Hamshire	Fannett	Cheek	Bevil Oaks	TOTAL
Beaumont	2	0	0	0	1	1	29
Beaumont	0	0	0	0	0	0	52

**Sunday, December 19, 2021**

Jefferson County Vaccination Status		
	Number	% Population 5+ yrs
Received at least one dose	133,772	57.4%
Fully Vaccinated	115,779	49.7%
Additional Dose	29,675	12.7%

DISCLAIMER: \* The accuracy of the Status of COVID-Test is dependent upon the availability of data received from participating agencies and healthcare providers as well as when it was received with respect to; Total Tested, Pending Results and Negative. Recovered - release of individual from self-isolation/quarantine as defined by CDC guidelines.

### Jefferson County Hospital Report

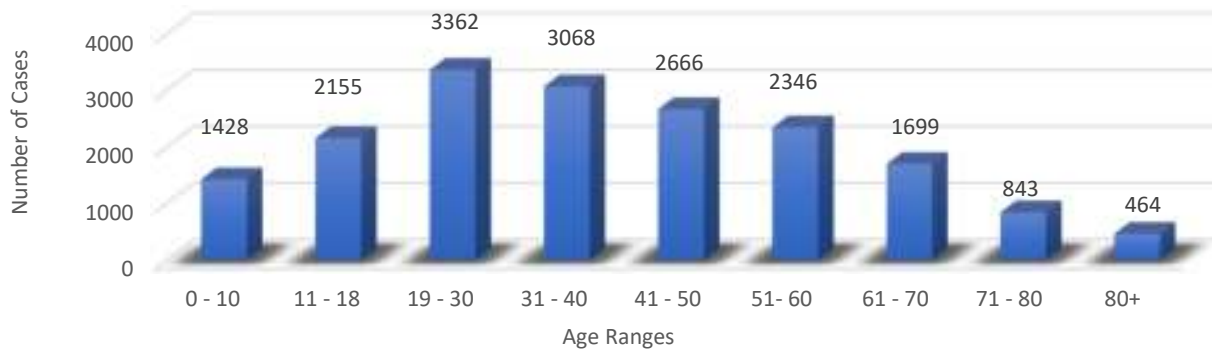
**Only Baptist Hospital Reporting**

Covid Positive Admits	
Not Vaccinated	7
Vaccinated	2
<b>Total</b>	<b>9</b>

On Vent	
Not Vaccinated	0
Vaccinated	0
<b>Total</b>	<b>0</b>

\*\* This information represents Total Hospital Census. The data is only as valid as the number of hospitals reportings, and the accuracy of the data reported. **All COVID related questions represent the previous day (Midnight to 11:59 pm)**

### Confirmed Cases by Age Range



**\*\*Disclaimer:** This is the official data collected by the City of Beaumont Public Health. The data being reflected on this graph is only valid as the number of participating healthcare providers and collection sites, and the accuracy of the data reported. All data used for planning purposes. There is a delay from the date of collection to when results are received by the Beaumont Public Health Department. Updates to the data are made daily by 4:00 PM.