

City of Beaumont Permitting Portal

Planning application Guide

1. Open a compatible web browser and navigate to <https://cityworks.beaumonttexas.gov/OnlineApplications/>
 - a. Microsoft Edge
 - b. Google Chrome
 - c. Mozilla Firefox
2. Sign up if you do not already have an account (see New Account Sign Up Guide)
3. Log in with your credentials created when you signed up for an account.
4. Select "Create Application" on the following screen.

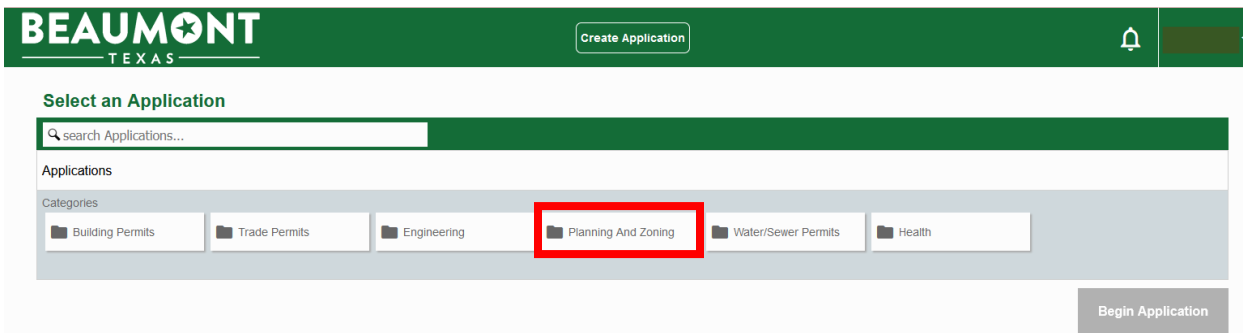


Submitted Incomplete

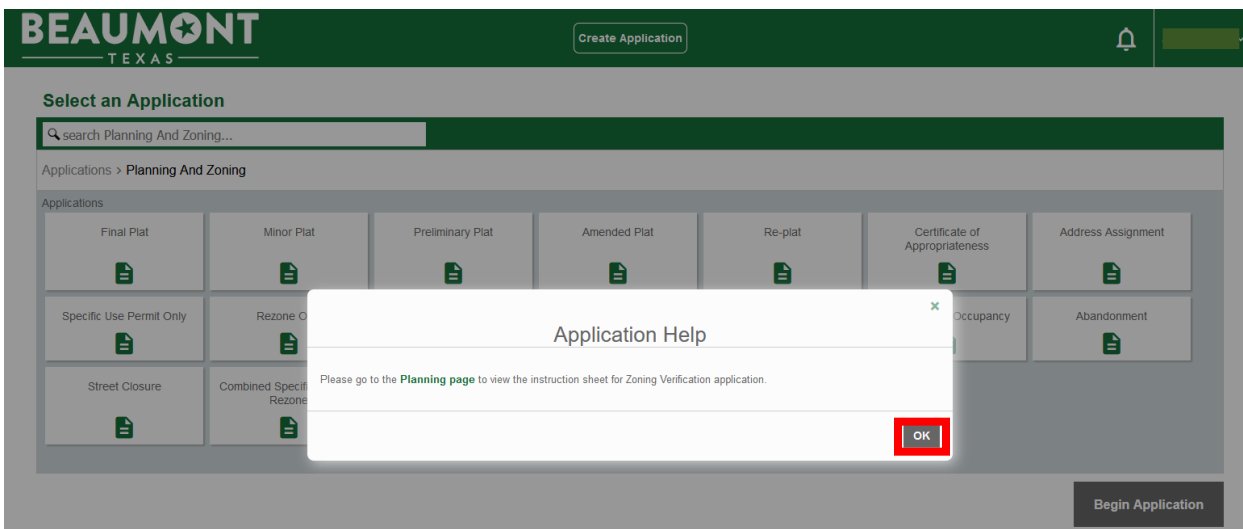
Submitted

search

5. Select "Planning and Zoning"



6. Select your desired application then select "ok" after reading the application help. (Instruction sheets for each application are available on the Planning web page.)



7. Select "Begin Application"

BEAUMONT
TEXAS

Create Application

Select an Application

search Planning And Zoning...

Applications > Planning And Zoning

Final Plat	Minor Plat	Preliminary Plat	Amended Plat	Re-plat	Certificate of Appropriateness	Address Assignment
Specific Use Permit Only	Rezone Only	Variance	Special Exception	Zoning Verification	Certificate of Occupancy	Abandonment
Street Closure	Combined Specific Use and Rezone	Vacate Plat				

Begin Application

8. After filling in all of the required information on the screen, select "Next" to move to the next screen.

BEAUMONT
TEXAS

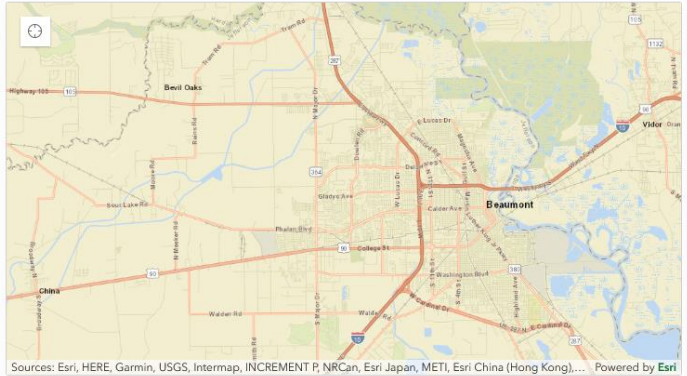
Create Application

Application: Zoning Verification Step 1 of 4

1 Main

Description

Address



Sources: Esri, HERE, Garmin, USGS, Intermap, INCREMENT P, NRCan, Esri Japan, METI, Esri China (Hong Kong)... Powered by Esri

Cancel Clear **Next**

2 People

3 Attachment

4 Payment

9. Upload any required documents. (See instruction sheets on Planning web page.)

BEAUMONT
TEXAS

Create Application

Application: Zoning Verification Step 3 of 4

1 Main

2 People




3 Attachment

Add Delete all

4 Payment

Cancel Clear Previous **Next**

10. Once the last page is complete, submit your application

Create Application

Application: Zoning Verification Step 4 of 4

- 1 Main
- 2 People
- 3 Attachment
- 4 **Payment**

Fee	Amount	Amount Paid	Amount Due
No fees to display.	\$0.00	\$0.00	\$0.00
	Total Fees: \$0.00	Total Paid: \$0.00	Total Due: \$0.00

Total Fees

Payment Amount: \$0.00


Authorize.Net Pay Now (All major cards, except AMEX, accepted)






Payment Terms and Conditions

Cancel Clear Previous Submit

11. Once we accept your application you will receive an email requesting payment.

Beaumont PZ Application Accepted

**COB 311**Mon 12/6/2021 10:59 AM



Hello,

Your application PZ2021-427 has been accepted for the review process. Fees are now due to continue processing your application. Please use the link below to log into the portal to pay at your earliest convenience.

<https://cityworks.beaumonttexas.gov/OnlineApplications/template/CUF.aspx?CaObjectId=504961&BusCaseld=60>

Sincerely,

Planning Division

[Reply](#) | [Reply all](#) | [Forward](#)

12. Follow the instructions to pay any fees due.

13. If any new information or revisions are required, or once the application is approved, you will be notified through the same email address.