

**City of Beaumont Covid-19 Daily Update**  
 Monday, May 16, 2022 , as of 4pm  
 Provided by:



Mayor Robin Mouton  
 Emergency Management Director



**\*\*\* 31 New Confirmed COVID-19 Cases in the Beaumont Area \*\*\***

City	Beaumont	China	Nome	Hamshire	Fannett	Cheek	Bevil Oaks	Recovered	Death(s)
	22	0	0	2	1	0	1	26	

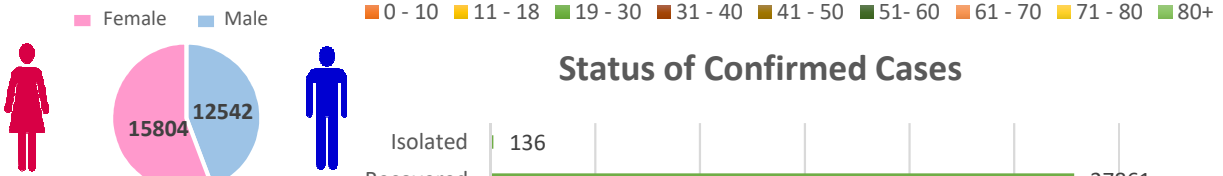
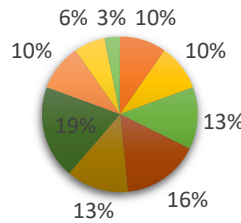
Today's Total	26
---------------	----

Age Range	0 - 10	11 - 18	19 - 30	31 - 40	41 - 50	51 - 60	61 - 70	71 - 80	80+
	3	3	4	5	4	6	3	2	1

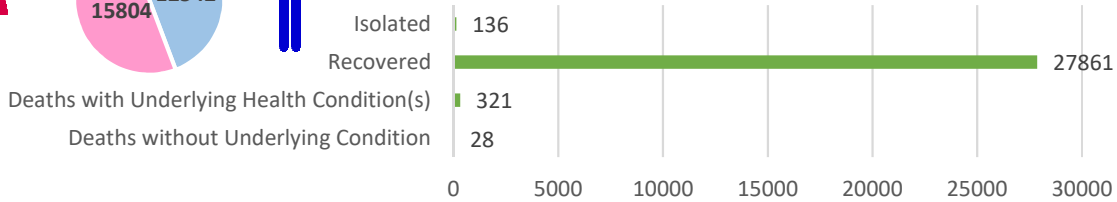
Beaumont Jurisdiction Confirmed Cases = 28346

- City of Beaumont = 26099
- Hamshire = 459
- Fannett = 822
- Cheek = 181
- China = 365
- Nome = 135
- Bevil Oaks = 285

**Daily Percentage By Age**



**Status of Confirmed Cases**



**Confirmed Cases for**  
*Saturday, May 14, 2022*  
*Sunday, May 15, 2022*

City	Beaumont	China	Nome	Hamshire	Fannett	Cheek	Bevil Oaks	TOTAL
Saturday, May 14, 2022	5	0	0	0	0	0	0	5
Sunday, May 15, 2022	0	0	0	0	0	0	0	0

Jefferson County Vaccination Status		
	Number	% Population 5+ yrs
Received at least one dose	142,817	61.3%
Fully Vaccinated	124,992	53.6%
Additional Dose	48,408	20.8%

DISCLAIMER: \* The accuracy of the Status of COVID-Test is dependent upon the availability of data received from participating agencies and healthcare providers as well as when it was received with respect to; Total Tested, Pending Results and Negative. Recovered - release of individual from self-isolation/quarantine as defined by CDC guidelines.

**Jefferson County Hospital Report**

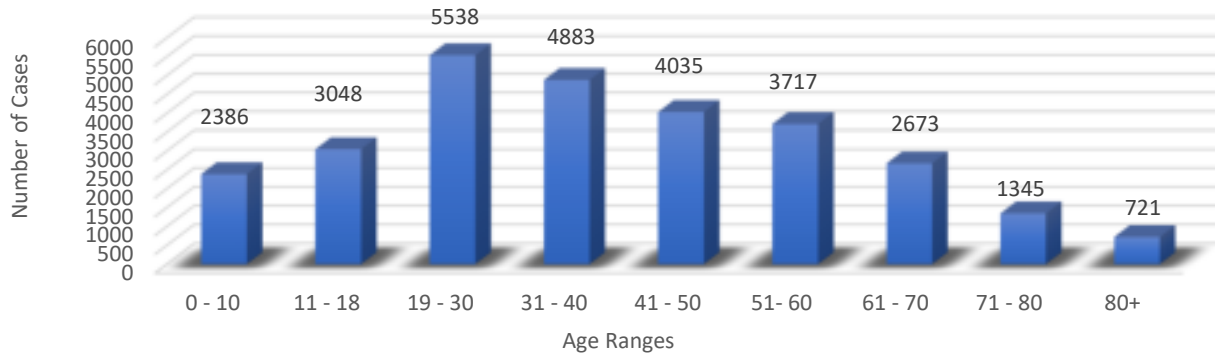
**\*\*St Elizabeth  
Not Reporting\*\***

Covid Positive Admits	
Not Vaccinated	1
Vaccinated	3
<b>Total</b>	<b>4</b>

On Vent	
Not Vaccinated	0
Vaccinated	0
<b>Total</b>	<b>0</b>

\*\* This information represents Total Hospital Census. The data is only as valid as the number of hospitals reportings, and the accuracy of the data reported. All COVID related questions represent the previous day (Midnight to 11:59 pm)

**Confirmed Cases by Age Range**



**\*\*Disclaimer:** This is the official data collected by the City of Beaumont Public Health. The data being reflected on this graph is only valid as the number of participating healthcare providers and collection sites, and the accuracy of the data reported. All data used for planning purposes. There is a delay from the date of collection to when results are received by the Beaumont Public Health Department. Updates to the data are made daily by 4:00 PM.